





# RESIDENTIAL WASTE MANAGEMENT AND RECYCLING SURVEY

1. What municipality do you live in?			Response Percent	Response Count
East Rockhill Township			100.0%	101
Sellersville Borough			0.0%	0
Bedminister Township			0.0%	0
Silverdale Borough			0.0%	0
Dublin Borough			0.0%	0
Perkasie Borough			0.0%	0
Hilltown Township			0.0%	0
West Rockhill Township			0.0%	0
			<b>answered question</b>	<b>101</b>
			<b>skipped question</b>	<b>0</b>

2. How many people live in your household, including yourself?			Response Percent	Response Count
One			9.9%	10
Two			46.5%	47
Three			17.8%	18
Four			18.8%	19
Five or more			6.9%	7
			<b>answered question</b>	<b>101</b>
			<b>skipped question</b>	<b>0</b>

**3. How important (to you and your household) are each of the following services?**




	<b>Very Important</b>	<b>Seems Worthwhile</b>	<b>Not Important</b>	<b>Not Sure</b>	<b>Response Count</b>
Weekly collection of all trash	<b>85.0% (85)</b>	7.0% (7)	8.0% (8)	0.0% (0)	100
Weekly collection of recyclables	<b>60.2% (59)</b>	25.5% (25)	14.3% (14)	0.0% (0)	98
Spring & fall curbside leaf & yardwaste collection	18.6% (18)	30.9% (30)	<b>47.4% (46)</b>	3.1% (3)	97
Bulky-item collection as part of standard trash service (furniture, appliances, tires, etc.)	39.8% (39)	<b>41.8% (41)</b>	13.3% (13)	5.1% (5)	98
Curbside Christmas tree collection	13.1% (13)	22.2% (22)	<b>61.6% (61)</b>	3.0% (3)	99
A drop-off location for yard waste/brush	18.8% (18)	33.3% (32)	<b>43.8% (42)</b>	4.2% (4)	96
Other	31.3% (5)	12.5% (2)	6.3% (1)	<b>50.0% (8)</b>	16
Comments or suggestions					18
<b><i>answered question</i></b>					<b>101</b>
<b><i>skipped question</i></b>					<b>0</b>

**4. How is trash collection service provided to your household? (Individual answers are confidential)**

		Response Percent	Response Count
Allied Waste Services (BFI)		36.1%	35
<b>Waste Management (WMI)</b>		<b>39.2%</b>	38
Trash Monster		0.0%	0
ONYX/Veolia		0.0%	0
J.P. Mascaro & Sons		0.0%	0
Municipal Workers Collect		0.0%	0
Ches-Mont Disposal		13.4%	13
L.Kenneth Hinkle		5.2%	5
Use Local Dumpster		0.0%	0
I share curbside service with other resident		3.1%	3
Take to landfill/transfer station		3.1%	3
		<b>answered question</b>	<b>97</b>
		<b>skipped question</b>	<b>4</b>

**5. Is your trash collection service provided as part of a townhouse/condo association contract with a hauler (this is not the same as trash service contracted by the municipality for a trash district)?**

		Response Percent	Response Count
Yes		3.2%	3
<b>No</b>		<b>96.8%</b>	90
		<b>answered question</b>	<b>93</b>
		<b>skipped question</b>	<b>8</b>

6. How many bags of trash do you generate for collection or drop-off in a normal week?			
		Response Percent	Response Count
One or two bags per week		45.3%	43
Three or four bags per week		37.9%	36
Five bags or more per week		16.8%	16
		<b>answered question</b>	<b>95</b>
		<b>skipped question</b>	<b>6</b>



7. Are you satisfied with the following aspects of your trash and/or recycling collection service?			
	Yes	No	Response Count
Cost of service	32.3% (31)	<b>67.7% (65)</b>	96
Recycling services	<b>73.3% (66)</b>	26.7% (24)	90
Trash Service	<b>88.0% (81)</b>	12.0% (11)	92
Frequency of Services	<b>85.7% (78)</b>	14.3% (13)	91
Other: _____	<b>60.0% (3)</b>	40.0% (2)	5
If "No" please explain (e.g. too expensive, unreliable, not enough items collected etc.):			54
		<b>answered question</b>	<b>96</b>
		<b>skipped question</b>	<b>5</b>



**8. How much do you pay per year for trash and/or recycling collection service?**




		Response Percent	Response Count
Under \$200		7.5%	7
\$201-\$240		1.1%	1
\$241-\$280		3.2%	3
\$281-\$320		5.4%	5
\$321-\$360		15.1%	14
\$361-\$400		15.1%	14
<b>\$401-\$440</b>		<b>20.4%</b>	19
Over \$440		19.4%	18
Unsure of cost		8.6%	8
Currently do not pay for service		4.3%	4
		<b>answered question</b>	<b>93</b>
		<b>skipped question</b>	<b>8</b>

**9. Would you want any of the items listed below to be included in your regular trash/recycling collection service as part of your standard fee?**



		Response Percent	Response Count
Monthly collection of leaves/yardwaste		14.3%	11
Bulky items (furniture, etc.)		33.8%	26
Tires		14.3%	11
Appliances		18.2%	14
<b>N/A (already part of my service and regular bill)</b>		<b>51.9%</b>	40
		<b>answered question</b>	<b>77</b>
		<b>skipped question</b>	<b>24</b>

10. Are you charged an extra fee for bulky item collection (i.e. furniture, appliances, tires, & other larg items)?			Response Percent	Response Count
Yes			25.8%	24
No (it is included with the cost of my regular trash/recycling service)			74.2%	69
			<i>answered question</i>	<b>93</b>
			<i>skipped question</i>	<b>8</b>



11. Does your household recycle materials and place them at the curbside?			Response Percent	Response Count
Yes			77.4%	72
No			22.6%	21
			<i>answered question</i>	<b>93</b>
			<i>skipped question</i>	<b>8</b>

12. Is your curbside recycling bin large enough for the reyclables you generate in one week?			Response Percent	Response Count
Yes			54.7%	52
No			24.2%	23
N/A (I do not participate/have curbside recycling service)			21.1%	20
			<i>answered question</i>	<b>95</b>
			<i>skipped question</i>	<b>6</b>






**13. Are you adequately informed about your recycling requirements?**

		Response Percent	Response Count
Yes		60.2%	56
No		39.8%	37
<i>answered question</i>			<b>93</b>
<i>skipped question</i>			<b>8</b>






**14. Would you like to see an improved curbside recycling program (e.g. more participation, more materials, better education, etc.)?**

		Response Percent	Response Count
Yes		70.2%	66
No		29.8%	28
<i>answered question</i>			<b>94</b>
<i>skipped question</i>			<b>7</b>






**15. If the municipality entered into a contract with a single waste hauler that would lower your quarterly/annual trash/recycling bill and provide consistent/quality service, would you be in favor of the municipality implementing such a program?**

		Response Percent	Response Count
<b>Yes, I would be interested in trying a single hauler program</b>		73.7%	70
Yes, I already have service under a municipal contract with one hauler and like it		4.2%	4
No, I value the flexibility to choose my own hauler, regardless of price		14.7%	14
No, I already have service under a municipal contract with one hauler and don't like it		3.2%	3
No, I don't currently use a curbside trash and recycling service		4.2%	4
		<b>answered question</b>	<b>95</b>
		<b>skipped question</b>	<b>6</b>

**16. Do you wish your municipality offered more service for collecting/recycling leaves & other yard waste (small tree trimmings, etc.)?**

		Response Percent	Response Count
Yes, more frequent curbside collection		16.1%	15
Yes, convenient drop-off center		8.6%	8
Only if I don't have to pay more for the service		30.1%	28
<b>No, I don't use these services</b>		<b>35.5%</b>	<b>33</b>
No, current program is adequate		15.1%	14
		<b>answered question</b>	<b>93</b>
		<b>skipped question</b>	<b>8</b>

17. Do you separate leaves and yard waste from trash so it can be recycled/composted?			Response Percent	Response Count
Yes			60.0%	54
No			40.0%	36
			<b>answered question</b>	<b>90</b>
			<b>skipped question</b>	<b>11</b>

18. What do you do with your grass clippings?			Response Percent	Response Count
I don't have grass clippings			6.2%	6
<b>Let them lay on the lawn (grasscycle)</b>			51.5%	50
Compost them at home			32.0%	31
Bag them for my trash hauler to collect			9.3%	9
Take them to a compost facility			0.0%	0
Dump them off site			1.0%	1
			<b>answered question</b>	<b>97</b>
			<b>skipped question</b>	<b>4</b>

19. Do you wish that the PACC would operate a local drop-off site for yardwaste drop-off/composting of leaves and brush trimmings?				
			Response Percent	Response Count
Yes			35.6%	32
No			57.8%	52
No, I already drop-off yard waste locally: _____			6.7%	6
			<b>answered question</b>	<b>90</b>
			<b>skipped question</b>	<b>11</b>

20. What would you prefer for collecting leaves and yard waste (leaves, trimmings, small branches, shrubs)?				
			Response Percent	Response Count
Rake to curbside			16.5%	16
Rake leaves to curb but use another container for trimmings and other yard waste			6.2%	6
Use plastic container			8.2%	8
Use 40 gallon paper bags (available from municipality)			9.3%	9
Don't Desire this service			21.6%	21
N/A (Don't have a yard I manage)			0.0%	0
Local drop-off point			6.2%	6
<b>I don't need service since I backyard compost</b>			<b>32.0%</b>	<b>31</b>
			<b>answered question</b>	<b>97</b>
			<b>skipped question</b>	<b>4</b>